

REPORT

CONFIDENTIAL

AUDIT REPORT AND AUDITED FINANCIAL STATEMENTS

OF

BINDHYABASINI HYDROPOWER DEVELOPMENT CO. LTD.

NEW BANESHWOR, KATHMANDU, NEPAL

(FOR THE FISCAL YEAR 2080/81)

Audited By:

*T. N. Acharya & Co., Chartered Accountants
Kathmandu, Nepal*

REPORT

CONFIDENTIAL

AUDIT REPORT AND AUDITED FINANCIAL STATEMENTS

OF

BINDHYABASINI HYDROPOWER DEVELOPMENT CO. LTD.

NEW BANESHWOR, KATHMANDU, NEPAL

(FOR THE FISCAL YEAR 2080/81)

Audited By:

*T. N. Acharya & Co., Chartered Accountants
Kathmandu, Nepal*

INDEPENDENT AUDITOR'S REPORT

To the Shareholders,
Bindhyabasini Hydropower Development Co. Ltd.
New Baneshwor, Kathmandu, Nepal

Reports on the Audit of Financial Statements

Opinion

We have audited the financial statements of Bindhyabasini Hydropower Development Co. Ltd. which comprise the statement of financial position as at 31st Ashad, 2081, and the statement of profit or loss and other comprehensive income, statement of changes in equity and statement of cash flows for the year then ended, and notes to the financial statements, including a summary of significant accounting policies.

In our opinion and to the best of our knowledge and according to the explanations given to us, the financial statements read with notes related to the financial statements give, in all material respect, a true and fair view of the state of affairs of the Bindhyabasini Hydropower Development Co. Ltd. as on 31st Ashad, 2081 and its financial performance and its cash flows for the year then ended in accordance with Nepal Financial Reporting Standards (NFRSs).

Basis for Opinion

We conducted our audit in accordance with Nepal Standards on Auditing (NSAs). Our responsibilities under those standards are further described in the Auditor's Responsibilities for the Audit of the Financial Statements section of our report.

We are independent of the organization in accordance with The Institute of Chartered Accountant of Nepal's code of ethics for Professional Accountants (ICAN Code) together with the ethical requirements that are relevant to our audit of financial statements in Nepal, and we have fulfilled our other ethical responsibilities in accordance with these requirements and the ICAN Code. We believe that the audit evidence we have obtained is sufficient and appropriate to provide a basis for our opinion.

Key Audit Matters

Key Audit Matters are those matters that, in our professional judgement, were of most significance in our audit of the financial statement of the current period. These matters were addressed in the context of our audit of the financial statements as a whole, and in forming our opinion thereon, and we do not provide a separate opinion on these matters.

Key Audit Matter	How our audit addressed the key audit matter
Intangible Assets Intangible assets under Service Concession Agreement of NRs.	For the Intangible Assets of Bindhyabasini Hydropower Development Co. Ltd., our key audit procedure included:

2,560,790,260.20 (being 87.49 % of the total of total assets) has been presented in Financial Statement.	i. Verification of the supporting documents to ensure the existence and condition of Intangible Assets. ii. Verification of recognition criteria as per IFRIC 12 and accuracy of cost of capitalization. iii. Verify Amortization policy.
<u>Borrowings</u> Borrowings of Rs. 1,721,151,603.87 (comprising Current balance of Rs. 156,610,999.98 and Non-Current balance of Rs. 1,564,540,603.89) from consortium banks (representing 58.81% of total liabilities) have been presented in the Financial Statement.	For the borrowings of Bindhyabasini Hydropower Development Co. Ltd., our key audit procedures included verification of the books of accounts, loan confirmation, and bank statements.

Responsibilities of Management and Those Charged with Governance for the Financial Statements

Management is responsible for the preparation and fair presentation of the financial statements and for such internal control as management determines is necessary to enable the preparation of financial statements that are free from material misstatement, whether due to fraud or error.

In preparing the financial statements, management is responsible for assessing the organization's ability to continue as a going concern, disclosing, as applicable, matters related to going concern and using the going concern basis of accounting unless management either intends to liquidate the organization or to cease operations, or has no realistic alternative but to do so.

Those charged with governance are responsible for overseeing the organization's financial reporting process.

Auditor's Responsibilities for the Audit of the Financial Statements

Our objectives are to obtain reasonable assurance about whether the financial statements as a whole are free from material misstatement, whether due to fraud or error, and to issue an auditor's report that includes our opinion. Reasonable assurance is a high level of assurance but is not a guarantee that an audit conducted in accordance with NSAs will always detect a material misstatement when it exists. Misstatements can arise from fraud or error and are considered material if, individually or in the aggregate, they could reasonably be expected to influence the economic decisions of users taken on the basis of these financial statements.

As part of an audit in accordance with NSAs, we exercise professional judgment and maintain professional skepticism throughout the audit. We also:

- Identify and assess the risks of material misstatement of the financial statements, whether due to fraud or error, design and perform audit procedures responsive to those risks, and obtain audit evidence that is sufficient and appropriate to provide a basis for our opinion. The risk of not detecting a material misstatement resulting from fraud is



higher than for one resulting from error, as fraud may involve collusion, forgery, intentional omissions, misrepresentations, or the override of internal control.

- Obtain an understanding of internal control relevant to the audit in order to design audit procedures that are appropriate in , but not for the purpose of expressing an opinion on the effectiveness of the organization's internal control.
- Evaluate the appropriateness of accounting policies used and the reasonableness of accounting estimates and related disclosures made by management.
- Conclude on the appropriateness of management's use of the going concern basis of accounting and, based on the audit evidence obtained, whether a material uncertainty exists related to events or conditions that may cast significant doubt on the organization's ability to continue as a going concern. If we conclude that a material uncertainty exists, we are required to draw attention in our auditor's report to the related disclosures in the financial statements or, if such disclosures are inadequate, to modify our opinion. Our conclusions are based on the audit evidence obtained up to the date of our auditor's report. However, future events or conditions may cause the organization to cease to continue as a going concern.


We communicate with those charged with governance regarding, among other matters, the planned scope and timing of the audit and significant audit findings, including any significant deficiencies in internal control that we identify during our audit.

Report on other Legal and Regulatory Requirement

On the basis of our examination, we would like to report that:

- i. During our examination of the books of account of the company, we have not come across the cases where the Director or any member thereof or any representative or any office holder or any employee of the company has acted contrary to the provisions of law or caused loss or damage to the company, and
- ii. During our examination of the books of account of the company, we have not come across any fraudulence in the accounts.
- iii. Company has not complied the provision of gratuity of employees as per requirement of the Labour Act, 2074.


Upendra Sapkota, CA
Partner
T. N. Acharya & Co.
Chartered Accountant
UDIN No. 241029CA01673nNgKY



Date: 12th Kartik, 2081
Place: Kathmandu, Nepal

BINDHYABASINI HYDROPOWER DEVELOPMENT CO. LTD.

NEW BANESHWOR, KATHMANDU, NEPAL

STATEMENT OF FINANCIAL POSITION

As at 31 Ashad 2081 (15 July 2024)

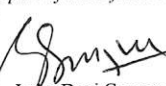
(In NPR)

Particulars	Note	As at 31st Ashad 2081	Restated* 31st Ashad 2080	Restated* 1st Shrawan 2079
ASSETS				
Non-Current Assets				
Property, plant and equipment	4	10,315,610.96	12,633,981.53	14,433,134.33
Intangible assets	5	2,560,790,260.20	2,662,689,229.71	1,389,235,161.00
Project work-in-progress	6	-	-	1,318,663,145.72
Financial assets				
Other investments	9	247,811,742.05	210,434,889.63	143,229,634.84
Advance and Deposits	8	380,000.00	380,000.00	380,000.00
Other non-current assets	11	8,644,814	2,790,000.00	2,790,000.00
Total Non-Current Assets		2,827,942,427.02	2,888,928,100.88	2,868,731,075.89
Current assets				
Financial assets				
Cash and Cash equivalents	7	19,227,442.97	15,278,536.35	99,149,969.88
Advance and Deposits	8	8,201,009.51	8,222,090.86	10,203,090.86
Trade receivables	10	49,569,429.10	141,349,999.08	72,010,537.90
Other current assets	11	21,861,300.51	24,984,055.45	19,727,796.79
Total current assets		98,859,182.09	189,834,681.74	201,091,395.43
Total Assets		2,926,801,609.11	3,078,762,782.62	3,069,822,471.32
EQUITY AND LIABILITIES				
Equity				
Equity share capital	12	1,050,000,000.00	1,050,000,000.00	1,000,000,000.00
Other equity	13	127,954,693.24	134,836,038.87	124,952,200.02
Total Equity		1,177,954,693.24	1,184,836,038.87	1,124,952,200.02
Liabilities				
Non-Current Liabilities				
Financial liabilities				
Borrowings	14	1,564,540,603.89	1,679,140,603.89	1,774,496,434.89
Trade payables	15	-	1,301,063.64	53,749.84
Other financial liabilities	16	20,963,140.90	37,355,950.04	48,511,628.15
Total Non-Current Liabilities		1,585,503,744.79	1,717,797,617.57	1,823,061,812.88
Current Liabilities				
Financial liabilities				
Borrowings	14	156,610,999.98	137,366,830.98	80,900,215.59
Trade payables	15	3,650,301.56	35,567,769.51	28,619,786.31
Provisions	17	1,048,753.19	1,344,414.25	4,408,094.66
Other current liabilities	18	2,033,116.35	1,850,111.43	7,880,361.85
Total Current Liabilities		163,343,171.08	176,129,126.17	121,808,458.41
Total Liabilities		1,748,846,915.87	1,893,926,743.74	1,944,870,271.29
Total Equity and Liabilities		2,926,801,609.11	3,078,762,782.62	3,069,822,471.32

The accompanying notes are integral part of these financial statement

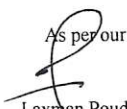

Biru Badal
Account Officer



Sujan Baniya
Director


Indra Devi Gurung
Director



Sudeep Acharya
Director


Tam Prasad Gurung
Director



Laxman Poudel
Director


Bishnahari Sharma Subedi
Director


Dhana Kumari Adhikari
Director


Dil Sundar Shrestha
Director


Sita Acharya
Chairperson


Upendra Sapkota, CA
Partner
For T. N. Acharya & Co.
Chartered Accountants

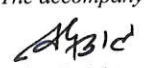

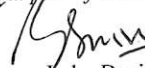

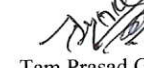



BINDHYABASINI HYDROPOWER DEVELOPMENT CO. LTD.
NEW BANESHWOR, KATHMANDU, NEPAL
STATEMENT OF PROFIT OR LOSS AND OTHER COMPREHENSIVE INCOME
For the year ended 31st Ashad, 2081


	Note	2080-81	Restated* 2079-80
Revenue	19	365,376,319.07	285,006,923.16
Cost of Sales	20	8,895,048.56	7,240,138.45
Gross profit		356,481,270.51	277,766,784.71
Other income	21	668,755.63	69,538,983.63
Administrative and other operating expenses	22	60,184,498.75	75,144,270.38
Depreciation	4	2,820,128.01	2,687,423.81
Amortisation	5	101,898,969.52	58,882,439.05
Other operating expenses			
Operating profit or loss		192,246,429.86	210,591,635.11
Share of profit or loss from associates and joint venture			
Other investment income			
Profit or loss before finance cost and income taxes		192,246,429.86	210,591,635.11
Finance Cost	23	141,747,974.73	143,906,318.84
Profit or loss before tax and employee bonus		50,498,455.13	66,685,316.27
Employee bonus expenses	17	1,009,969.10	1,317,575.88
Profit or loss after employee bonus		49,488,486.03	65,367,740.38
Income tax expenses			
Provision for Income Tax	17	38,784.09	26,838.37
Deferred Tax Income/(Expense)			
Profit or loss for the year		49,449,701.94	65,340,902.01
Other comprehensive Income:			
Other comprehensive Income not to be reclassified to profit or loss in subsequent periods			
i. Re-measurement (losses) / gains on post employment defined benefit plans			
		(1,067,447.58)	(1,966,845.21)
ii. Equity instruments through other comprehensive			
iii. Tax relating to items that will not to be reclassified to profit or loss			
Other comprehensive gain/(loss) for the year, net of		(1,067,447.58)	(1,966,845.21)
Total Comprehensive gain/(loss) for the year, net of		48,382,254.36	63,374,056.80
Earnings per equity share of Rs. 100 each			
Basic Earnings per share - Rs.		4.71	6.22

The accompanying notes are integral part of these financial statement

As per our report of even date

     
 Biru Badal Sujan Baniya Indra Devi Gurung Sudeep Acharya Tam Prasad Gurung Laxman Poudel
 Account Officer Director Director Director Director Director

    
 Bishahari Sharma Subedi Dhana Kumari Adhikari Dil Sundar Shrestha Sita Acharya Upendra Sapkota, CA
 Director Director Director Chairperson Partner
 For T. N. Acharya & Co.
 Chartered Accountants



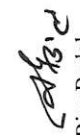








BINDHYABASINI HYDROPOWER DEVELOPMENT CO. LTD.

NEW BANESHWOR, KATHMANDU, NEPAL
STATEMENT OF CHANGES IN EQUITY


for the year ended 31st Ashad, 2081

(In NPR)

Particulars	Equity Share Capital	Share Premium	General reserve	Retained Earning	Other Equity	Total
Balance at 1 Shrawan, 2079	1,000,000,000.00	-	-	133,531,659.18	(8,579,459.16)	1,124,952,200.02
Profit for the year	-	-	-	65,340,902.01	-	65,340,902.01
Other comprehensive income	-	-	-	-	(2,825,484.21)	(2,825,484.21)
Dividends to shareholders	-	-	-	(52,631,578.95)	-	(52,631,578.95)
Issue of share	50,000,000.00	-	-	-	-	50,000,000.00
Balance at 31st Ashad, 2080	1,050,000,000.00	-	-	146,240,982.25	(11,404,943.37)	1,184,836,038.87
Profit for the year	-	-	-	49,449,701.94	-	49,449,701.94
Other comprehensive income	-	-	-	-	(1,067,447.58)	(1,067,447.58)
Dividends to shareholders	-	-	-	(55,263,600.00)	-	(55,263,600.00)
Balance at 31st Ashad, 2081	1,050,000,000.00	-	-	140,427,084.19	(12,472,390.95)	1,177,954,693.24

 Biru Badal Account Officer	 Sujian Baniya Director	 Indra Devi Gurung Director	 Sudeep Acharya Director	 Tam Prasad Gurung Director	 Laxman Poudel Director
 Bishnuhari Sharma Subedi Director	 Dil Sundar Shrestha Director	 Sita Acharya Chairperson			




 Upendra Sapkota, CA
 Partner
 For T. N. Acharya & Co.
 Chartered Accountants



BINDHYABASINI HYDROPOWER DEVELOPMENT CO. LTD.
NEW BANESHWOR, KATHMANDU, NEPAL
STATEMENT OF CASH FLOWS
for the year ended 31st Ashad, 2081

(In NPR)

Particulars	2080-81	2079-80
CASH FLOWS FROM OPERATING ACTIVITIES		
Profit for the year	49,449,701.94	65,340,902.01
Adjustments for:		
Loss/ (gain) on sale of asset held for sale		
Depreciation on property, plant and equipment	2,820,128.01	2,687,423.81
Amortization of Intangible Assets	101,898,969.52	58,882,439.05
Provision for taxation	38,784.09	26,838.37
Provision for Bonus	1,009,969.10	1,317,575.88
Fair Value adjustment in Investment through OCI	-	354,400.00
Working capital adjustments:		
(Increase)/ Decrease in Trade receivables	91,780,569.98	(69,339,461.18)
(Increase)/ Decrease in other financial assets	21,081.35	1,981,000.00
(Increase)/ Decrease in other assets	(2,732,058.87)	(5,256,258.66)
Increase / (Decrease) in trade payables	(33,218,531.59)	8,195,297.00
Increase / (Decrease) in financial liabilities	(16,392,809.14)	(11,155,678.11)
Increase / (Decrease) in other current liabilities	183,004.92	(6,030,250.42)
Cash generated from operations	194,858,809.31	47,004,227.75
Bonus paid	(1,317,575.88)	(2,532,195.53)
Income Tax Paid	(26,838.37)	(1,875,899.13)
Net Cash Flows From Operating Activities	193,514,395.06	42,596,133.09
Cash Flows From / (Used In) Investing Activities		
(Increase)/Decrease in Project work-in-progress	-	1,318,663,145.72
(Increase)/ Decrease Investment in Subsidiaries and Associates		
(Increase)/ Decrease Investment in other assets	(38,444,300.00)	(69,526,500.00)
Acquisition of Property, plant and Equipment	(501,756.96)	(888,270.97)
Purchase of Intangibles	-	(1,332,336,507.76)
Net Cash Flows From Investing Activities	(38,946,056.96)	(84,088,133.01)
Cash Flows From Financing Activities		
Issue of share	-	50,000,000.00
Share issue cost	-	(858,639.00)
Borrowing (repaid) / taken (net)	(95,355,831.00)	(38,889,215.61)
Dividend paid	(55,263,600.00)	(52,631,578.95)
Interest paid		
Net Cash Flows From Financing Activities	(150,619,431.00)	(42,379,433.56)
Increase/(Decrease) In Cash And Cash Equivalents	3,948,906.62	(83,871,433.53)
Net foreign exchange difference on cash and cash equivalents	-	-
Cash And Cash Equivalents, Beginning Of Year	15,278,536.35	99,149,969.88
Cash And Cash Equivalents, End Of Year	19,227,442.97	15,278,536.35

The accompanying notes are integral part of these financial statement

As per our report of even date

 Biru Badal Account Officer	 Sujan Baniya Director	 Indra Devi Gurung Director	 Sudeep Acharya Director	 Tam Prasad Gurung Director	 Laxman Poudel Director
 Bisnuhari Sharma Subedi Director	 Dhan Kumari Adhikari Director	 Dil Sundar Shrestha Director	 Sita Acharya Chairperson	 Upendra Sapkota, CA Partner For T. N. Acharya & Co. Chartered Accountants	



BINDHYABASINI HYDROPOWER DEVELOPMENT CO. LTD.
NEW BANESHWOR, KATHMANDU, NEPAL
Notes to the Financial Statements as of Ashad End 2081 (15th July, 2024)

1 General Information

1.1 Introduction

Bindhyabasini Hydropower Development Company Limited (BHDC) was incorporated in 2057/09/03 to develop, operate and maintain 15.4 MW project through the corridor of Rudi Khola comprising two cascade projects of Rudi A (8.8 MW) and Rudi B (6.6 MW). BHDC is focused on developing and implementing affordable renewal energy projects that enhance productivity and improve Nepalese living standards.

Rudi Khola-A Small Hydropower Project (8.8 MW) is located at Mijuredanda VDC of Kaski district. Likewise, Rudi Khola B Small Hydropower project (6.6 MW) which is a run-of-river type of project located just upstream of the panned Rudi-A Small Hydropower Project.

The Financial Statements apply to the Financial Year ended 31st Ashad 2081(15th July 2024). The Financial Statement of the company comprises Statement of Financial Position, Statement of Profit or Loss and Other Comprehensive Income, Statement of Cash Flows, Statement of Changes in Equity, Accounting Policies and Notes to Accounts

1.2 Board of Directors.

The present composition of Board of Director of BHDC is presented below:

S. N.	Members	Designation
1	Mrs. Sita Acharya	Chairperson
2	Mr. Dil Sundar Shrestha	Director
3	Prof. Dr. Laxman Poudel	Director
4	Mrs. Indra Devi Gurung	Director
5	Mr. Bishnu Hari Sharma Subedi	Director
6	Mr. Sujan Baniya	Director
7	Mr. Tam Prasad Gurung	Director
8	Mr. Sudeep Acharya	Director
9	Mrs. Dhana Kumari Adhikari	Director
10	Mr. Kushal Sundar Shrestha	Company Secretary

2 Significant accounting policies

2.1 Basis of Preparation and measurement

i) Statement of Compliance

The Financial Statements have been prepared in accordance with Nepal Financial Reporting Standards (NFRS) as published by the Accounting Standards Board (ASB) – Nepal and Issued by Institute of Chartered Accountant of Nepal (ICAN). These are the Company's first Financial Statements prepared in accordance with NFRS and NFRS 1 First-time adoption of Nepal Financial Reporting Standard has been applied. The Financial Statements for the year ended 31 Ashad, 2080 and the opening Statement of Financial Position as at 1 Shrawan, 2079 have been restated in accordance with NFRS for comparative information. Reconciliations and explanations of the effect of the transition from Previous GAAP to NFRS on the Company's Statement of Financial Position, Statement of Profit or Loss and Statement of Cash Flows are provided in Note 3.



ii) Basis of Presentation

The Financial Statements have been prepared on accrual and going concern basis. The accounting policies are applied consistently to all the periods presented in the Financial Statements, including the preparation of the opening NFRS Balance Sheet as at 1 Shrawan, 2079 being the 'date of transition to NFRS'. All assets and liabilities have been classified as current or non-current as per the Company's normal operating cycle.

iii) Basis of Measurement.

These Financial Statements are prepared under historical cost convention except for certain material items that have been measured at fair value as required by the relevant NFRS and explained in the ensuing policies below.

(Handwritten signatures and stamps)



iv) Current versus non-current classification

The Company presents assets and liabilities in statement of financial position based on current/non-current classification. Based on the nature of products and the time between acquisition of assets for processing and their realization in cash and cash equivalents, the Company has ascertained its operating cycle as 12 months for the purpose of current/non-current classification of assets and liabilities.

2.2 Approval of Financial Statements

Accompanied Financial Statements have been adopted by the Board of Directors on its meeting held on 12th 13th Kartik, 2081.

2.3 Reporting Pronouncements

The company has, for the preparation of Financial Statements, adopted the NFRS pronounced by ASB as effective on 2018.

2.4 Accounting Convention

The Financial Statements have been prepared on a historical cost basis, as modified by the revaluation of financial assets and liabilities at fair value through profit or loss.

The Financial Statements have been prepared on a going concern basis where the accounting policies and judgements as required by the standards are consistently used and in case of deviations disclosed specifically.

2.5 Presentation

The Financial Statements have been presented in the nearest Nepalese Rupees.

For presentation of the statement of financial position assets and liabilities have been bifurcated into current and non-current distinction.

The statement of profit or loss has been prepared using classification 'by Function' method.

The cash flows from operation within the statement of cash flows have been derived using the indirect method.

2.5.1 Presentation currency

Financial Statements are denominated in Nepalese Rupees, which is the functional and presentation currency of the Company.

2.5.2 Financial Periods

The company follows the Nepalese Financial Year i.e., 1st Shrawan, 2080 to 31st Ashad, 2081.

2.6 Accounting Policies and accounting estimates

The company, under NFRS, is required to apply accounting policies to most appropriately match its circumstances and operating environment. Further the company is required to make judgement in respect of items where the choice of specific policy, accounting estimate or assumption to be followed could materially affect the Financial Statements. This may later be determined that a different choice could have been more appropriate.

Accounting policies have been included in the relevant notes for each item of the Financial Statements. The effect and nature of the changes, if any, have been disclosed.

The preparation of the Financial Statements in conformity with Nepal Financial Reporting Standards requires the use of certain critical accounting estimates and judgments. It also requires management to exercise judgment in the process of applying the Company's accounting policies. The Company makes certain estimates and assumptions regarding the future events. Estimates and judgments are continuously evaluated based on historical experience and other factors, including expectations of future events that are believed to be reasonable under the circumstances. Management believes that the estimates used in the preparation of the Financial Statements are prudent and reasonable. Future results could differ from these estimates. Any revision to accounting estimates is recognized prospectively in current and future periods. The estimates and assumptions that have a significant risk of causing a material adjustment to the carrying amounts of assets and liabilities within the next Financial Year primarily includes: -

i) Useful life and residual value of property, plant and equipment

Management reviews the useful life and residual values of property, plant and equipment at least once a year. Such life are dependent upon an assessment of both the technical life of the assets and also their likely economic life, based on various internal and external factors including relative efficiency and operating costs. Accordingly, depreciable lives are reviewed annually using the best information available to the Management.

[Handwritten signatures and stamps]

[Circular stamp: BIDDHYBASINI HYDROPOWER DEVELOPMENT CO. LTD. KATHMANDU, NEPAL]

[Circular stamp: T.N. ACHARYA & CO. Chartered Accountants Kathmandu]

ii) Contingencies

In the normal course of business, contingent liabilities may arise from litigation and other claims against the Company. Potential liabilities that are possible but not probable of crystallizing or are very difficult to quantify reliably are treated as contingent liabilities. Such liabilities are disclosed in the notes but are not recognised.

iii) Fair value measurements

Some of the Company's assets and liabilities are measured at fair value for financial reporting purposes. The management determines the appropriate valuation techniques and inputs for fair value measurements. In estimating the fair value of an asset or a liability, the Company uses market-observable (Level 1 inputs) data to the extent it is available. Where Level 1 inputs are not available, the Company engages third party qualified valuers to perform the valuation. The management works closely with the qualified external valuers to establish the appropriate valuation techniques and inputs to the model.

iv) Recognition of deferred tax assets

Significant management judgement is required to determine the amount of deferred tax assets that can be recognised, based upon the likely timing and the level of future taxable profits together with future tax planning strategies. The Company based its assumptions and estimates on parameters available when the Financial Statements were prepared. Existing circumstances and assumptions about future developments, however, may change due to market changes or circumstances arising beyond the control of the Company. The Company currently operates under a tax holiday period, no deferred tax has been recognized in the Financial Statements.

2.6.1 Property, plant and equipment

- i) Property, plant and equipment are tangible items that are held for use in the production or supply of goods or services, for rental to others, or for administrative purposes and are expected to be used during more than one period. Property, plant and equipment are stated at the cost less accumulated depreciation and accumulated impairment losses.
- ii) Subsequent costs are included in the asset's carrying amount or recognised as a separate asset, as appropriate, only when it is probable that future economic benefits associated with the item will flow to the company and the cost of the item can be measured reliably. The carrying amount of any component accounted for as a separate asset is derecognised when replaced. All other repairs and maintenance are charged to profit and loss during the reporting period in which they are incurred.
- iii) The residual values, useful lives and methods of depreciation of property, plant and equipment are reviewed at each Financial Year end and adjusted prospectively, if appropriate.
- iv) An item of property, plant and equipment and any significant part initially recognised is derecognised upon disposal or when no future economic benefits are expected from its use or disposal. Any gain or loss arising on derecognition of the asset (calculated as the difference between the net disposal proceeds and the carrying amount of the asset) is included in the statement of profit or loss when the asset is derecognised.
- v) Assets during construction are capitalized in the assets under Project Work in Progress account. At the point when an asset is operating at management's intended use, the cost of construction is transferred to the appropriate category of property, plant and equipment and depreciation commences. Where an obligation (legal or constructive) exists to dismantle or remove an asset or restore a site to its former condition at the end of its useful life, the present value of the estimate cost of dismantling, removing or restoring the site is capitalized along with the cost of acquisition or construction upon completion and a corresponding liability is recognized. Revenue generated from production during the trial period is capitalized.

2.6.2 Other Intangible Assets

- i) Intangible assets with finite useful lives that are acquired separately are carried at cost less accumulated amortisation and accumulated impairment losses.
- ii) Certain computer software costs are capitalized and recognised as intangible assets based on materiality, accounting prudence and significant benefits expected to flow there from for a period longer than one year.
- iii) Gains or losses arising from derecognition of an intangible asset are measured as the difference between the net disposal proceeds and the carrying amount of the asset and are recognised in the statement of profit or loss when the asset is derecognised.

2.6.3 Depreciation and Amortization

- i) Fixed Assets are depreciated on straight line method based on effective useful life of the assets decided by the management. Depreciation methods, useful lives and residual values are reviewed at each reporting date.
- ii) Amortisation is recognised on a straight-line basis over their estimated useful lives. The estimated useful life and amortisation method are reviewed at the end of each reporting period, with the effect of any changes in estimate being accounted for on a prospective basis.
- iii) Depreciation is recognized in the statement of profit or loss on straight-line basis over their estimated useful lives of each item of property, plant and equipment, since this most closely reflects the expected pattern of consumption of the future economic benefits embodied in the asset. Accordingly, fixed assets are depreciated from the day the assets are ready to be used as intended by the Management by estimating the life of assets as follows:

(Handwritten signatures and stamps)

(Circular stamp: BRINDHYABASINI HYDROPOWER DEVELOPMENT CO. LTD. KATHMANDU, NEPAL)

(Circular stamp: T.M. ACHARYA & CO. Chartered Accountants)

Vehicles	5 Years
Furniture and fixtures	7 Years
Office Equipment	7 Years
Computer and Accessories	7 Years

Computer software is amortised over an estimated useful life of 5 years on straight line basis.

- iv) Useful life is either the period of time which the asset is expected to be used or the number of production or similar units expected to be obtained from the use of asset. The estimated useful life, residual values and depreciation method are reviewed at the end of each reporting period, with the effect of any changes in estimate accounted for on prospective basis.

2.6.4 Project Work In Progress

Assets in the course of construction are capitalized and shown as assets under project work in progress account. At the point when the construction of the project is complete and it is ready for management's intended use, the cost of construction is transferred to the appropriate category of intangible assets. Where an obligation (legal or constructive) exists to dismantle or remove an asset or restore a site to its former condition at the end of its useful life, the present value of the estimated cost of dismantling, removing or restoring the site is capitalized along with the cost of acquisition or construction upon completion and a corresponding liability is recognized. Assets that are directly related to the project, the project being in progress, has been capitalized in the project work in progress.

2.6.5 Financial Instruments

Financial assets and financial liabilities are recognised when the Company becomes a party to the contract embodying the related financial instruments. All financial assets, and financial liabilities are initially measured at fair value. Transaction costs that are directly attributable to the acquisition or issue of financial assets and financial liabilities (other than financial assets and financial liabilities at fair value through profit or loss) are added to or deducted from the fair value measured on initial recognition of financial asset or financial liability. Transaction costs directly attributable to the acquisition of financial assets and financial liabilities at fair value through profit or loss are immediately recognised in the statement of profit or loss. Investment in equity instruments issued by subsidiaries, associates and joint ventures are measured at cost less impairment.

i) Financial assets

Financial assets at amortised cost

Financial assets are subsequently measured at amortised cost, if these financial assets are held within a business model whose objective is to hold these assets to collect contractual cash flows and the contractual terms of the financial asset give rise on specified dates to cash flows that are solely payments of principal and interest on the principal amount outstanding.

Financial assets measured at fair value

Financial assets are measured at fair value through other comprehensive income if these financial assets are held within a business model whose objective is to hold these assets to collect contractual cash flows and, to sell these financial assets and the contractual terms of the financial asset give rise on specified dates to cash flows that are solely payments of principal and interest on the principal amount outstanding. The Company in respect of equity investments (other than in subsidiaries, associates and joint ventures) which are not held for trading has made an irrevocable election to present in other comprehensive income subsequent changes in the fair value of such equity instruments. Such an election is made by the Company on an instrument-by-instrument basis at the time of initial recognition of such equity investments.

Financial asset not measured at amortised cost or at fair value through other comprehensive income is carried at fair value through the statement of profit or loss.

Impairment of financial assets

Loss allowance for expected credit losses is recognised for financial assets measured at amortised cost and fair value through the statement of profit or loss. The company recognises impairment loss on trade receivables using expected credit loss model. For financial assets whose credit risk has not significantly increased since initial recognition, loss allowance equal to twelve months expected credit losses is recognised. Loss allowance equal to the lifetime expected credit losses is recognised if the credit risk on the financial instruments has significantly increased since initial recognition.

Handwritten signatures and stamps are present at the bottom of the page. The stamps include:

- A circular stamp for **BINDHYABASINI HYDROPOWER DEVELOPMENT CO. LTD.**, KATHMANDU, NEPAL.
- A circular stamp for **T.N. ACHARYA & CO.**, Chartered Accountants, Kathmandu.

De-recognition of financial assets

The Company de-recognises a financial asset only when the contractual rights to the cash flows from the financial asset expire, or it transfers the financial asset and the transfer qualifies for de-recognition under NFRS 9. If the Company neither transfers nor retains substantially all the risks and rewards of ownership and continues to control the transferred asset, the Company recognises its retained interest in the assets and an associated liability for amounts it may have to pay.

If the Company retains substantially all the risks and rewards of ownership of a transferred financial asset, the Company continues to recognise the financial asset and also recognises a collateralised borrowing for the proceeds received.

On de-recognition of a financial asset in its entirety, the difference between the carrying amounts measured at the date of de-recognition and the consideration received is recognised in statement of profit or loss.

ii) Financial liabilities and Equity instruments

Classification as debt or equity

Financial liabilities and equity instruments issued by the Company are classified according to the substance of the contractual arrangements entered into and the definitions of a financial liability and an equity instrument.

Equity Instruments

An equity instrument is any contract that evidences a residual interest in the assets of the Company after deducting all of its liabilities. Equity instruments are recorded at the proceeds received, net of direct issue costs.

Financial Liabilities

Financial liabilities are initially measured at fair value, net of transaction costs, and are subsequently measured at amortised cost, using the effective interest rate method where the time value of money is significant. Interest bearing bank loans, overdrafts and issued debt are initially measured at fair value and are subsequently measured at amortised cost using the effective interest rate method. Any difference between the proceeds (net of transaction costs) and the settlement or redemption of borrowings is recognised over the term of the borrowings in the statement of profit or loss. For trade and other payables maturing within one year from the balance sheet date, the carrying amounts approximate fair value due to the short maturity of these instruments.

De-recognition of financial liability

A financial liability is derecognised when the obligation under the liability is discharged or cancelled or expired. When an existing financial liability is replaced by another from the same lender on substantially different terms, or the terms of an existing liability are substantially modified, such an exchange or modification is treated as the de-recognition of the original liability and the recognition of a new liability. The difference in the respective carrying amounts is recognised in the statement of profit or loss.

2.6.6 Borrowing cost

Borrowing costs consist of interest and other costs that an entity incurs in connection with the borrowing of funds. Borrowing cost also includes exchange differences to the extent regarded as an adjustment to the borrowing costs.

Borrowing costs directly attributable to the acquisition, construction or production of an asset that necessarily takes a substantial period of time to get ready for its intended use or sale are capitalized as part of the cost of the asset until such time as the assets are substantially ready for the intended use or sale. All other borrowing costs are expensed in the period in which they occur.

2.6.7 Cash and cash equivalents

Cash and cash equivalents in the Statement of Financial Position comprise cash at banks and on hand and demand deposits with an original maturity of three months or less and highly liquid investments that are readily convertible into known amounts of cash and which are subject to an insignificant risk of changes in value net of outstanding bank overdrafts as they are considered an integral part of the Company's cash management.

2.6.8 Share capital

Financial Instruments issued by the Company are classified as equity only to the extent that they do not meet the definition of a financial liability or financial asset. The Company's equity shares are classified as equity instruments.

2.6.9 Lease

NFRS 16 introduce a single lessee accounting model and requires a lessee to recognise assets and liabilities for all leases with a term of more than 12 months unless the underlying assets is of low value. A lessee is required to recognize a right-of-use asset representing its right to use the underlying leased asset and a lease liability representing its obligation to make lease payments

The bottom of the page features several handwritten signatures in black ink. Below the signatures are two circular stamps. The first stamp is black and contains the text "BINDHYABASINI HYDROPOWER DEVELOPMENT CO. LTD. KATHMANDU, NEPAL" around a central logo of a dam. The second stamp is blue and contains the text "T.M. ACHARYA & CO. Chartered Accountants Kathmandu" around a central logo.

A lessee measure right-of-use assets similarly to other non-financial assets (such as property, plant and equipment) and lease liabilities similarly to other financial liabilities. As a consequence, a lessee recognises depreciation of the right-of-use asset and interest on the lease liability. The depreciation would usually be on straight line basis. In the statement of cash flows, a lessee separates the total amount of cash paid into principal (presented within financing activities) and interest (presented within either operating or financing activities) in accordance with NAS 7. Since the rental agreement is for a period of one year, the company has not recognized right-of-use assets and lease liability.

2.6.10 Service Concession Agreement

Under IFRIC 12 – Service Concession Arrangements applies to public-to-private service concession arrangements if:

- i) The grantor controls or regulates what services the operator must provide with the infrastructure, to whom it must provide them, and at what prices; and
- ii) The grantor controls through ownership, beneficial entitlement or otherwise any significant residual interest in the infrastructure at the end of the term of the arrangement

Infrastructure used in a public-to-private service concession arrangement for its entire useful life (whole life of assets) is within the scope of this IFRIC, if the conditions in (a) above are met

These arrangements are accounted on the basis of below mentioned models depending on the nature of consideration and relevant contract law.

Financial Asset Model:

The Financial asset model is used when the Company, being an operator, has an unconditional contractual right to receive cash or another financial asset from or at the direction of the grantor for the construction services. Unconditional contractual right is established when the grantor contractually guarantee to pay the operator (a) specific or determinable amount; (b) the shortfall, if any, between amounts received from the users of the public services and specified or determinable amounts.

Intangible Asset Model:

The intangible asset model is used to the extent that the Group, being an operator, receives a right (a license) to charge users of the public service. A right to charge users of a public services is not an unconditional right to receive cash because the amounts are contingent on to the extent that public uses the services. Both type of arrangements may exist within a single contract to the extent that the grantor has given an unconditional guarantee of payment for the construction and the operation i.e. considered as a Financial asset and to the extent that the operator has to rely on the public using the service in order to obtain payment, the operation has an intangible asset.

The Company manages concession arrangements which include power supply from RUDI-A KHOLA and RUDI-B KHOLA Hydropower Project. The Company maintains and services the infrastructure during the concession period. These concession arrangements set out rights and obligations related to the infrastructure and the services to be provided. The right to consideration gives rise to an intangible asset and accordingly, the intangible asset models is applied.

Income from the concession arrangements earned under the intangible asset model consists;

- i) Fair Value of the contract revenue, which is deemed to be fair value of consideration transferred to acquire the asset; and
- ii) Payments actually received from the users. The intangible asset is amortized over its expected useful life in a way that reflects the pattern in which the asset's economic benefits are consumed by the Company, starting from the date when the right to operate starts to be used.

Based on these principles, the intangible asset is amortized in line with the actual usage of the specific public facility, with a maximum of the duration of the concession.

Any asset carried under concession arrangements is derecognised on disposal or when no future economic benefits are expected from its future use or disposal or when the contractual rights to the financial asset expire.

2.6.11 Taxation

Income tax

As per Nepal Accounting Standard- NAS 12 (Income Taxes) tax expense is the aggregate amount included in the determination of profit or loss for the period in respect of current and deferred taxation. Income Tax expense is recognized in the statement of Profit or Loss, except to the extent it is related to items recognized directly in equity or other comprehensive income in which case it is recognized in equity or in other comprehensive income.

Current tax

Current tax which comprises expected tax payable or receivables is based on taxable profit or loss for the year based on Income Tax Act 2058, and any adjustments to the tax payable or receivable in respect of previous years. The Company's liability for current tax is to calculate using tax rates that have been enacted or substantively enacted by the end of the reporting period. The Company is in tax holiday period, thus no income tax liability is calculated. Current tax assets and liabilities are offset if certain criteria are met.

Deferred tax

[Handwritten signatures and stamps]

[Circular stamp: BINDHYABASINI HYDROPOWER DEVELOPMENT CO. LTD. KATHMANDU, NEPAL]

[Circular stamp: T.M. ACHARYA & CO. Chartered Accountants Kathmandu]

- i) Deferred tax is provided using the balance sheet liability method, providing for temporary differences between the carrying amounts of assets and liabilities for financial reporting purposes and the amounts used for taxation purposes. The amount of deferred tax provided is based on the expected realization or settlement of the carrying amount of assets and liabilities using tax rates at the balance sheet date.
- ii) A deferred tax asset is recognized only to the extent that it is probable that future taxable profits will be available against which the asset can be utilized. The carrying amount of deferred tax assets is reviewed at the end of each reporting period and reduced to the extent that it is no longer probable that sufficient taxable profits will be available to allow all or part of the asset to be recovered.
- iii) Deferred tax liabilities and assets are measured at the tax rates that are expected to apply in the period in which the liability is settled or the asset realized, based on tax rates (and tax laws) that have been enacted or substantively enacted by the end of the reporting period.

Tax holiday

The Company's operations are subject to tax holiday as per section 11(3d) of the Income Tax Act, 2058 (as amended by the Finance Act), 100% of the income from the hydropower project for the first 10 years is exempted. Further, 50% income for additional 5 years from the date of commercial operations of the project is exempted if the hydropower project commences commercial operation till 2084 Chaitra. Both Rudi A & Rudi B projects has commenced their operation on 5th Chaitra, 2075 and 5th Falgun, 2076 respectively and no tax has been calculated on the income from electricity sales for either projects.

2.6.12 Cash Flow Statement

Cash flows are reported using the indirect method, whereby net profit before tax is adjusted for the effects of transactions of a non-cash nature and any deferrals of accruals of past or future cash receipts or payments. The cash flows from regular revenue generating & investing activities of the company are segregated.

2.6.13 Earnings Per Share (EPS):

- i) Basic earning per share is computed by dividing the profit/(loss) for the year by the weighted average number of equity shares outstanding during the year. The weighted average number of equity shares outstanding during the year is adjusted for treasury shares, bonus issue, bonus element in a right issue to existing shareholders, share split and reverse share split (consolidation of shares).
- ii) Diluted earning per share is computed by dividing the profit/(loss) for the year as adjusted for dividend, interest and other charges to expense or income (net of any attributable taxes) relating to the dilutive potential equity shares, by the weighted average number of equity shares considered for deriving basic earning per share and the weighted average number of equity share which could have been issued on the conversion of all dilutive potential equity shares. Potential equity shares are deemed to be dilutive only if their conversion to equity shares would decrease the net profit per share from continuing ordinary operations. Potential dilutive equity shares are deemed to be converted as at the beginning of the period, unless they have been issued at a later date.

2.6.14 Related Party Disclosure

- i) Disclosure has been made in respect of the transactions in which one party has the ability to control or exercise significant influence over the financial and operating policies / decisions of the other, irrespective of whether a price is charged.
- ii) The company identifies the following as the related parties under the requirements of NAS 24.
 - (a) The member of board of directors
 - (b) The key management personnel of the entity;
 - (c) The Subsidiary of the entity and its board of directors and key management personnel
 - (d) The close member of the family of any individual referred to in (a) or (c);


2.6.15 Subsequent Events


The company monitors and assesses events that may have potential impact to qualify as adjusting and/or non-adjusting events after the end of the reporting period. All adjusting events are adjusted in the books with additional disclosures and non-adjusting material events are disclosed in the notes with possible financial impact, to the extent ascertainable.


There are no material events that have occurred subsequent to 15 July, 2024 till the signing of this Financial Statement.

2.6.16 Contingent liabilities and commitments

There are no reportable contingent liabilities or commitments as at the year end.







BINDHYABASINI HYDROPOWER DEVELOPMENT CO. LTD.
NEW BANESHWOR, KATHMANDU, NEPAL
Notes to the Financial Statements as of Ashad End 2081 (15th July, 2024)

3 First Time Adoption of NFRS

The adoption of NFRS has been carried out in accordance with NFRS 1, First Time Adoption of NFRS. NFRS 1 requires that all NFRS and interpretations that are issued and effective for the first NFRS financial statements be applied retrospectively and consistently for all financial years presented. Accordingly, the company has prepared financial statements which comply with NFRS for year ended 31st Ashad, 2081, together with the comparative information as at 31st Ashad, 2080 and the opening NFRS Balance Sheet as at 1st Shrawan, 2079, the date of transition to NFRS.

In preparing these NFRS based financial statements, the Company has availed certain exemptions and exceptions in accordance with NFRS 1, as explained below. The resulting difference between the carrying values of the assets and liabilities in the financial statements as at the transition date under NFRS and Previous GAAP have been recognised directly in equity (retained earnings or another appropriate category of equity). This note also explains about the restatement of previously presented financials in line with Nepal Financial Reporting Standards.

Exemption from Retrospective Application

NFRS 1 allows first-time adopters certain exemptions from retrospective application of certain requirements under NFRS. The Company has elected to apply the following optional exemptions from retrospective application:

- a) *Deemed cost for property, plant and equipment:* The Company has elected to measure all its property, plant and equipment, intangible assets including under progress at the Previous GAAP carrying amount as its deemed cost on the date of transition to NFRS.

Exemption to Retrospective Application

- b) *Estimates:* On assessment of the estimates made under the Previous GAAP based financial statements, the Company has concluded that there is no necessity to revise the estimates under NFRS, as there is no objective evidence that those estimates were in error. However, estimates that were required under NFRS but not required under Previous GAAP are made by the Company for the relevant reporting dates reflecting conditions existing as at that date.
- c) *Classification and measurement of Financial Assets:* The classification of financial assets to be measured at amortised cost or fair value through other comprehensive income is made on the basis of the facts and circumstances that existed on the date of transition to NFRS.

Transition to NFRS-Reconciliations

- i) Reconciliation of Equity as at 1st Shrawan, 2079.
ii) Reconciliation of Equity as at 31st Ashad, 2080.
iii) Reconciliation of Statement of Profit or Loss and other Comprehensive income for the year ended 31st Ashad, 2080.
iv) Adjustments to Statement of Cash Flows.

Previous GAAP information has been reclassified/regrouped in accordance with NFRS, wherever necessary, based on the audited financials of the Company for the year ended 1st Shrawan, 2079 and 31st Ashad, 2080.

[Handwritten signatures and stamps]

[Circular stamp: BINDHYABASINI HYDROPOWER DEVELOPMENT CO. LTD. KATHMANDU, NEPAL]

[Circular stamp: T.M. ACHARYA & CO. Chartered Accountants Kathmandu]

[Handwritten signature: B. B. B. B.]

I. Reconciliation of Equity as at 1st Shrawan, 2079

Particulars	Previously Reported Balance	Adjustment as required by NFRS	Restated* 31st Ashad 2080
ASSETS			
Non-Current Assets			
Property, plant and equipment	1,407,955,359.47	(1,393,522,225.14)	14,433,134.33
Intangible assets		1,389,235,161.00	1,389,235,161.00
Investment	146,224,938.00	(146,224,938.00)	
Project work-in-progress	1,318,663,145.72	-	1,318,663,145.72
Financial assets		-	
Other investments		143,229,634.84	143,229,634.84
Other financial assets		-	
Advance and Deposits		380,000.00	380,000.00
Other non-current assets		2,790,000.00	2,790,000.00
Total Non-Current Assets	2,872,843,443.19	(4,112,367.30)	2,868,731,075.89
Current assets			
Advances & Deposits	33,100,849.65	(33,100,849.65)	
Financial assets			
Cash and Cash equivalents	99,149,969.88	-	99,149,969.88
Advance and Deposits		10,203,090.86	10,203,090.86
Trade receivables	72,010,537.90	-	72,010,537.90
Other financial assets		-	
Other current assets		19,727,796.79	19,727,796.79
Current tax assets (net)		-	
Total current assets	204,261,357.43	(3,169,962.00)	201,091,395.43
Assets Held for Sale			
Total assets	3,077,104,800.62	(7,282,329.30)	3,069,822,471.32
EQUITY AND LIABILITIES			
Equity			
Equity share capital	1,000,000,000.00	-	1,000,000,000.00
Accumulated Profit/(Loss)	132,234,529.32	(132,234,529.32)	
Other equity		124,952,200.02	124,952,200.02
Total Equity	1,132,234,529.32	(7,282,329.30)	1,124,952,200.02
Liabilities			
Non-Current Liabilities			
Secured Loan	1,842,693,713.89	(1,842,693,713.89)	
Financial liabilities			
Borrowings	-	1,774,496,434.89	1,774,496,434.89
Trade payables	-	53,749.84	53,749.84
Other financial liabilities	-	48,511,628.15	48,511,628.15
Provisions	-	-	-
Deferred tax	-	-	-
Other non-current liabilities	-	-	-
Total Non-Current Liabilities	1,842,693,713.89	(19,631,901.01)	1,823,061,812.88
Current Liabilities			
Financial liabilities			
Borrowings		80,900,215.59	80,900,215.59
Trade payables	85,065,526.15	(56,445,739.84)	28,619,786.31
Other financial liabilities		-	
Short Term loan	12,702,936.59	(12,702,936.59)	
Provisions	4,408,094.66	-	4,408,094.66
Other current liabilities		7,880,361.85	7,880,361.85
Total Current Liabilities	102,176,557.40	19,631,901.01	121,808,458.41
Total Liabilities	1,944,870,271.29	-	1,944,870,271.29
Total Equity and Liabilities	3,077,104,800.62	(7,282,329.30)	3,069,822,471.32



II. Reconciliation of Equity as at 31st Ashad, 2080.

Particulars	Previously Reported Balance	Adjustment as required by NFRS	Restated* 31st Ashad 2080
ASSETS			
Non-Current Assets			
Property, plant and equipment	2,679,662,392.15	(2,667,028,410.62)	12,633,981.53
Intangible assets	-	2,662,689,229.71	2,662,689,229.71
Investment	215,397,038.00	(215,397,038.00)	-
Financial assets	-	-	-
Other investments	-	210,434,889.63	210,434,889.63
Other financial assets	-	-	-
Advance and Deposits	-	380,000.00	380,000.00
Other non-current assets	-	2,790,000.00	2,790,000.00
Total Non-Current Assets	2,895,059,430.15	(6,131,329.28)	2,888,928,100.88
Current assets			
Advances & Deposits	36,376,108.31	(36,376,108.31)	-
Financial assets	-	-	-
Cash and Cash equivalents	15,278,536.35	-	15,278,536.35
Advance and Deposits	-	8,222,090.86	8,222,090.86
Trade receivables	141,349,999.08	-	141,349,999.08
Other current assets	-	24,984,055.45	24,984,055.45
Total current assets	193,004,643.74	(3,169,962.00)	189,834,681.74
Total assets	3,088,064,073.89	(9,301,291.28)	3,078,762,782.62
EQUITY AND LIABILITIES			
Equity			
Equity share capital	1,050,000,000.00	-	1,050,000,000.00
Accumulated Profit/(Loss)	144,137,330.15	(144,137,330.15)	-
Other equity	-	134,836,038.87	134,836,038.87
Total Equity	1,194,137,330.15	(9,301,291.28)	1,184,836,038.87
Liabilities			
Non-Current Liabilities			
Secured Loan	1,774,496,434.89	(1,774,496,434.89)	-
Financial liabilities	-	-	-
Borrowings	-	1,679,140,603.89	1,679,140,603.89
Trade payables	-	1,301,063.64	1,301,063.64
Other financial liabilities	-	37,355,950.04	37,355,950.04
Total Non-Current Liabilities	1,774,496,434.89	(56,698,817.32)	1,717,797,617.57
Current Liabilities			
Financial liabilities	-	-	-
Borrowings	-	137,366,830.98	137,366,830.98
Trade payables	76,074,894.62	(40,507,125.11)	35,567,769.51
Short Term loan	42,010,999.98	(42,010,999.98)	-
Provisions	1,344,414.25	0.00	1,344,414.25
Other current liabilities	-	1,850,111.43	1,850,111.43
Total Current Liabilities	119,430,308.85	56,698,817.32	176,129,126.17
Total Liabilities	1,893,926,743.74	-	1,893,926,743.74
Total Equity and Liabilities	3,088,064,073.89	(9,301,291.28)	3,078,762,782.62

The bottom section of the document contains several handwritten signatures in black ink. To the right, there are two circular stamps. The first is a blue stamp for 'BINDHYASINI HYDROPOWER DEVELOPMENT CO. LTD. KATHMANDU, NEPAL'. The second is a blue stamp for 'L.M. ACHARYA & Co. Chartered Accountants Kathmandu'.

III. Reconciliation of Statement of Profit or Loss and other Comprehensive income for the year ended 31st Ashad, 2080.

Particulars	Previously Reported Balance	Adjustment as required by NFRS	Adjusted Balance
Revenue	285,006,923.16	-	285,006,923.16
Cost of Sales	7,240,138.45	-	7,240,138.45
Gross profit	277,766,784.71	-	277,766,784.71
Other income	69,538,983.63	-	69,538,983.63
Administrative and other operating expenses	78,649,106.87	(3,504,836.49)	75,144,270.38
Depreciation	61,517,746.09	(58,830,322.28)	2,687,423.81
Amortisation		58,882,439.05	58,882,439.05
Operating profit or loss	207,138,915.38	3,452,719.73	210,591,635.11
Share of profit or loss from associates and joint venture			
Other investment income			
Profit or loss before financing and income taxes	207,138,915.38	3,452,719.73	210,591,635.11
Finance Cost	141,260,121.35	2,646,197.49	143,906,318.84
Profit or loss before tax and employee bonus	65,878,794.03	806,522.24	66,685,316.27
Employee bonus expenses	1,317,575.88	-	1,317,575.88
Profit or loss after employee bonus	64,561,218.15	806,522.24	65,367,740.38
Income tax expenses			
Provision for Income Tax	26,838.37	-	26,838.37
Deferred Tax Income/(Expense)		-	
Profit or loss for the year	64,534,379.78	806,522.24	65,340,902.01
Other comprehensive Income:			
Other comprehensive Income not to be reclassified to profit or loss in subsequent periods			
i. Re-measurement (losses) / gains on post employment defined benefit plans		-	
ii. Equity instruments through other comprehensive income		(1,966,845.21)	(1,966,845.21)
iii. Tax relating to items that will not to be reclassified to profit or loss		-	
Other comprehensive gain/(loss) for the year, net of tax	-	(1,966,845.21)	(1,966,845.21)
Total Comprehensive gain/(loss) for the year, net of tax	64,534,379.78	(1,160,322.98)	63,374,056.80
Earnings per equity share of Rs. 100 each			
Basic Earnings per share - Rs.	6.15		6.22

Signature
Signature
Signature

Signature
Signature
Signature



Signature
Signature
Signature



IV. Adjustments to Statement of Cash Flows for the year ended 31st Ashad, 2080.

Particulars	Previously Reported Balance	Adjustment as required by NFRS	Restated* 31st Ashad 2080
Cash Flows From Operating Activities			
Profit for the year	64,561,218.15	779,683.87	65,340,902.01
Adjustments for:			
Depreciation on property, plant and equipment	61,517,746.09	(58,830,322.28)	2,687,423.81
Amortization of Intangible Assets		58,882,439.05	58,882,439.05
Provision for taxation		26,838.37	26,838.37
Provision for Bonus		1,317,575.88	1,317,575.88
Fair Value adjustment in Investment through			354,400.00
Working capital adjustments:			
(Increase)/ Decrease in Trade receivables		(69,339,461.18)	(69,339,461.18)
(Increase)/ Decrease in other financial assets		1,981,000.00	1,981,000.00
(Increase)/ Decrease in other assets	(72,614,719.84)	67,358,461.18	(5,256,258.66)
Increase / (Decrease) in trade payables		8,195,297.00	8,195,297.00
Increase / (Decrease) in financial liabilities		(11,155,678.11)	(11,155,678.11)
Increase / (Decrease) in other current liabilities	19,102,812.21	(25,133,062.63)	(6,030,250.42)
Cash generated from operations	72,567,056.61	(25,917,228.86)	47,004,227.75
Bonus paid		(2,532,195.53)	(2,532,195.53)
Income Tax Paid	(1,875,899.13)	-	(1,875,899.13)
Dividend Income	(351,329.00)	351,329.00	-
Net Cash Flows From Operating Activities	70,339,828.48	(28,098,095.39)	42,596,133.09
Cash Flows From / (Used In) Investing Activities			
(Increase)/Decrease in Project work-in-progress	1,318,663,145.72	-	1,318,663,145.72
Dividend Income	351,329.00	(351,329.00)	-
(Increase)/ Decrease Investment in other assets	(69,172,100.00)	(354,400.00)	(69,526,500.00)
Acquisition of Property, plant and Equipment	(888,271.02)	0.05	(888,270.97)
Purchase of Intangibles	(1,332,336,507.76)	-	(1,332,336,507.76)
Net Cash Flows From Investing Activities	(83,382,404.06)	(705,728.95)	(84,088,133.01)
Cash Flows From Financing Activities			
Issue of share	50,000,000.00	-	50,000,000.00
Share issue cost		(858,639.00)	(858,639.00)
Borrowing (repaid) / taken (net)	(68,197,279.00)	29,308,063.39	(38,889,215.61)
Dividend paid	(52,631,578.95)	-	(52,631,578.95)
Interest paid		-	-
Net Cash Flows From Financing Activities	(70,828,857.95)	28,449,424.39	(42,379,433.56)
Increase/(Decrease) In Cash And Cash Equivalents	(83,871,433.53)	(0.00)	(83,871,433.53)
Cash And Cash Equivalents, Beginning Of Year	99,149,969.88	0.00	99,149,969.88
Cash And Cash Equivalents, End Of Year	15,278,536.35	(0.00)	15,278,536.35

Handwritten signatures and initials in the top left corner.

Handwritten signatures and initials in the middle left area.

Handwritten signatures and initials in the top right area.



Handwritten signature and initials in the bottom right area.

BINDHYABASINI HYDROPOWER DEVELOPMENT CO. LTD.
NEW BANESHWOR, KATHMANDU, NEPAL
Notes to the Financial Statements as of Ashad End 2081 (15th July, 2024)

4 Property, Plant & Equipment And Depreciation

Particulars	Office Equipment & Furniture		Vehicle		Total
	Rudi A	Rudi B	Rudi A	Rudi B	
Gross Block					
Balance As On 01 Shrawan, 2079	1,262,182.15	2,887,878.14	5,328,152.88	4,954,921.48	14,433,134.65
Addition	222,097.92	666,173.05	-	-	888,270.97
Deletion	-	-	-	-	-
Balance As On 31 Ashad, 2080	1,484,280.07	3,554,051.19	5,328,152.88	4,954,921.48	15,321,405.62
Addition	171,685.48	330,071.48	-	-	501,756.96
Deletion	-	-	-	-	-
Balance As On 31 Ashad, 2081	1,655,965.55	3,884,122.67	5,328,152.88	4,954,921.48	15,823,162.58
Accumulated Depreciation And Impairment					
Balance As On 01 Shrawan, 2079	-	-	-	-	-
Addition	195,364.13	435,444.80	1,065,630.58	990,984.30	2,687,423.81
Deletion	-	-	-	-	-
Balance As On 31 Ashad, 2080	195,364.13	435,444.80	1,065,630.58	990,984.30	2,687,423.81
Addition	221,721.46	536,157.11	1,068,550.11	993,699.32	2,820,128.01
Deletion	-	-	-	-	-
Balance As On 31 Ashad, 2081	417,085.60	971,601.92	2,134,180.69	1,984,683.62	5,507,551.82
Net Block					
Balance As On 01 Shrawan, 2079	1,262,182.15	2,887,878.14	5,328,152.88	4,954,921.48	14,433,134.33
Balance As On 31 Ashad, 2080	1,288,915.93	3,118,606.39	4,262,522.30	3,963,937.19	12,633,981.53
Balance As On 31 Ashad, 2081	1,238,879.95	2,912,520.75	3,193,972.19	2,970,237.86	10,315,610.96

Handwritten signature
Handwritten signature

Handwritten signature
Handwritten signature



Handwritten signature
Handwritten signature

Handwritten signature
 19/7/24



Handwritten signature

BINDHYABASINI HYDROPOWER DEVELOPMENT CO. LTD.
NEW BANESHWOR, KATHMANDU, NEPAL
Notes to the Financial Statements as of Ashad End 2081 (15th July, 2024)

5 Intangible Assets And Amortization

Particulars	Service Concession Agreement Intangibles		Total
	Rudi A	Rudi B	
Gross Block			
Balance As On 01 Shrawan, 2079	1,561,632,550.06	-	1,561,632,550
Addition	-	1,332,336,507.76	1,332,336,507.76
Transfer from Project WIP	-	-	-
Deletion	-	-	-
Balance As On 31 Ashad, 2080	1,561,632,550	1,332,336,508	2,893,969,058
Addition	-	-	-
Transfer from Project WIP	-	-	-
Deletion	-	-	-
Balance As On 31 Ashad, 2081	1,561,632,550	1,332,336,508	2,893,969,058
Accumulated Depreciation And Impairment			
Balance As On 01 Shrawan, 2079	172,397,389.06	-	172,397,389
Addition	52,054,418.34	6,828,020.71	58,882,439.05
Deletion	-	-	-
Balance As On 31 Ashad, 2080	224,451,807	6,828,021	231,279,828
Addition	52,054,418.34	49,844,551.18	101,898,969.52
Deletion	-	-	-
Balance As On 31 Ashad, 2081	276,506,226	56,672,572	333,178,798
Net Block			
Balance As On 01 Shrawan, 2079	1,389,235,161.00	-	1,389,235,161.00
Balance As On 31 Ashad, 2080	1,337,180,742.66	1,325,508,487.05	2,662,689,229.71
Balance As On 31 Ashad, 2081	1,285,126,324.33	1,275,663,935.87	2,560,790,260.20

Handwritten signature

Handwritten signature

Handwritten signature

Handwritten signature

Handwritten signature

Handwritten signature



BINDHYABASINI HYDROPOWER DEVELOPMENT CO. LTD.
NEW BANESHWOR KATHMANDU, NEPAL
Notes to the Financial Statements as of Ashad End 2081 (15th July, 2024)

6 Project Work In Progress

Particulars	Ashad 31st, 2081	Ashad 31st, 2080	Shrawan 1st, 2079
Pre-Operating Expenses	-	-	36,111,269.60
Civil Construction Works	-	-	495,746,840.81
Metal Works/ Hydromechanical Works	-	-	227,648,295.77
Plant & Machinery & Equipments	-	-	196,504,029.62
Transmission Line & Switchyard	-	-	40,766,266.68
Land Purchased & Development	-	-	14,029,909.82
Site Office Building & Camping Facilities	-	-	11,681,651.87
Infrastructure & Access	-	-	83,701,007.90
Environment Mitigation & Social Contributor	-	-	22,787,258.39
Project Supervision, Engineering & Management	-	-	75,141,240.49
Interest During Construction	-	-	114,545,374.77
Total Nrs.	-	-	1,318,663,145.72

7 Cash And Cash Equivalent

Particulars	Ashad 31st, 2081	Ashad 31st, 2080	Shrawan 1st, 2079
Cash In Hand	284.00	585.84	6,711.85
Global IME Bank Limited	1,131.34	1,131.34	1,131.34
Kumari Bank Limited	900,896.21	580,085.44	400,469.56
Lumbini Bikash Bank Limited	402,072.51	402,067.96	53,732.03
NMB Bank Limited	292,794.01	319,513.62	178,063.14
Prime Bank Limited	45,535.78	45,343.43	45,151.08
Sanima Bank Limited	17,443,776.43	13,825,698.22	97,563,683.98
Siddhartha Bank Limited	140,952.69	104,110.50	901,026.90
Total Nrs.	19,227,442.97	15,278,536.35	99,149,969.88

Handwritten signature: 2081/07/15
Handwritten signature: [Signature]
Handwritten signature: [Signature]

Handwritten signature: [Signature]



Handwritten signature: [Signature]

Handwritten signature: [Signature]



BINDHYABASINI HYDROPOWER DEVELOPMENT CO. LTD.
NEW BANESHWOR, KATHMANDU, NEPAL
Notes to the Financial Statements as of Ashad End 2081 (15th July, 2024)

8 Advance and Deposits

Particulars	Ashad 31st, 2081		Ashad 31st, 2080		Shrawan 1st, 2079	
	Current	Non-Current	Current	Non-Current	Current	Non-Current
Emarked balance with						
Margin Money- Rudi A	564,488.37		598,488.37		598,488.37	
Margin Money- Rudi B	7,589,602.49		7,623,602.49		9,604,602.49	
NRB Margin for TT	10,400.00		-		-	
Margin for Performance Guarantee		80,000.00		80,000.00		80,000.00
Margin for Exim Code		300,000.00		300,000.00		300,000.00
Ajod Insurance-Rudi A	36,518.65		-		-	
Total Nrs.	8,201,009.51	380,000.00	8,222,090.86	380,000.00	10,203,090.86	380,000.00

9 Other Investment

Particulars	Ashad 31st, 2081		Ashad 31st, 2080		Shrawan 1st, 2079	
	No. of Shares	Amount	No. of Shares	Amount	No. of Shares	Amount
Quoted Investments at fair value through other comprehensive income						
Hydroelectricity Investment and Development Co. Ltd.	35,405	5,838,295.00	35,405	6,015,320.00	31,861	6,227,400.00
Unquoted Investments at fair value through other comprehensive income						
Peoples Energy Limited	2,000,000	193,061,272.65	1,923,557	185,530,055.27	1,381,836	132,002,234.84
Multi Energy Dev. Pvt. Ltd.- Advance Share	255,000	23,612,174.40	150,000	13,889,514.36	-	-
Unquoted Investment at cost						
Balephi Energy Pvt. Ltd.	175,000	17,500,000.00	-	-	-	-
Nepal Power Exchange	50,000	5,000,000.00	50,000	5,000,000.00	50,000	5,000,000.00
RM Investment Co. Pvt. Ltd.- Advance Share	2,000	200,000.00	-	-	-	-
RM Power Pvt. Ltd.	26,000	2,600,000.00	-	-	-	-
Total Shares	2,543,405		2,158,962		1,463,697	
Total Nrs.		247,811,742.05		210,434,889.63		143,229,634.84

10 Trade Receivable (Current And Non-Current)

Particulars	Ashad 31st, 2081		Ashad 31st, 2080		Shrawan 1st, 2079	
	Current	Non-Current	Current	Non-Current	Current	Non-Current
Nepal Electricity Authority (Rudi A)	29,939,797.64		38,378,525.69		43,518,610.99	
Nepal Electricity Authority (Rudi B)	19,629,631.46		26,622,993.39		28,491,926.91	
Ajod Insurance-Rudi A			-		-	
Ajod Insurance-Rudi B			76,348,480.00		-	
Total Nrs.	49,569,429.10	-	141,349,999.08	-	72,010,537.90	-

(Handwritten signatures)

(Handwritten signature)



(Handwritten signature)

(Handwritten signature)



(Handwritten signature)

11 Other Assets (Current And Non-Current)

Particulars	Ashad 31st, 2081		Ashad 31st, 2080		Shrawan 1st, 2079	
	Current	Non-Current	Current	Non-Current	Current	Non-Current
Site Advance	108,646.67		6,627.30		38.00	
Advance to Supplier/ Contractors	9,016,478.37	5,854,813.81	14,453,041.88		7,104,986.88	
Advance Income Tax	87,402.59		86,111.36		1,915,567.58	
Prepaid Insurance- Rudi A	7,041,279.36		6,031,843.73		5,849,875.52	
Prepaid Insurance- Rudi B	4,996,473.52		3,724,924.18		3,811,510.81	
Prepaid Annual Fee for CDSC	-		-		150,000.00	
Prepaid RTS Fee	131,507.00		131,507.00		131,918.00	
Advances to Locals at Site		2,790,000.00		2,790,000.00		2,790,000.00
Advance to Employee	479,513.00		550,000.00		763,900.00	
Total Nrs.	21,861,300.51	8,644,813.81	24,984,055.45	2,790,000.00	19,727,796.79	2,790,000.00

Advances to Suppliers/Contractors includes Rs. 2,105,428 paid to DL Structure & Building Pvt. Ltd. for repair work of headrace pipe damaged by landslide on Rudi A hadrace area and installation of vent pipe extending approximately 230 meters. The total estimated repair cost is below Rs. 1 crore and company has suffered 4 days of revenue loss.

12 Share Capital

Particulars	Ashad 31st, 2081		Ashad 31st, 2080		Shrawan 1st, 2079	
	No. Of Shares	Amount	No. Of Shares	Amount	No. Of Shares	Amount
Authorized Share Capital	20,000,000	2,000,000,000.00	20,000,000	2,000,000,000.00	20,000,000	2,000,000,000.00
Issued & Subscribed Share Capital	10,500,000	1,050,000,000.00	10,500,000	1,050,000,000.00	10,000,000	1,000,000,000.00
Paid Up Share Capital	10,500,000	1,050,000,000.00	10,500,000	1,050,000,000.00	10,000,000	1,000,000,000.00
Total Shares	10,500,000		10,500,000		10,000,000	
Total Nrs.		1,050,000,000.00		1,050,000,000.00		1,000,000,000.00

13 Other Equity

Particulars	Retained Earning	Other Equity	Total
Balance as on 1st Shrawan, 2079	124,952,200.02		124,952,200.02
Profit for the year	65,340,902.01		65,340,902.01
Dividend Paid	(52,631,578.95)		(52,631,578.95)
Financial Assets measured at Fair value through OCI		(1,966,845.21)	(1,966,845.21)
Share Issue Cost		(858,639.00)	(858,639.00)
Balance as on 1st Shrawan, 2080	137,661,523.09	(2,825,484.21)	134,836,038.87
Profit/(Loss) for the year	49,449,701.94		49,449,701.94
Dividend Paid	(55,263,600.00)		(55,263,600.00)
Financial Assets measured at Fair value through OCI		(1,067,447.58)	(1,067,447.58)
Balance as on 31st Ashad, 2081	131,847,625.03	(5,650,968.43)	127,954,693.24

[Handwritten signature]

[Handwritten signature]



[Handwritten signature]

[Handwritten signature]

14 Borrowing (Current And Non-Current)

Particulars	Ashad 31st, 2081		Ashad 31st, 2080		Shrawan 1st, 2079	
	Current	Non-Current	Current	Non-Current	Current	Non-Current
Bank Loan - Rudi A						
Kumari Bank Limited	6,792,500.00	88,930,500.00	5,635,000.00	95,723,000.00	4,490,000.00	101,358,000.00
Lumbini Bikash Bank Limited	5,041,000.00	68,192,868.08	4,182,000.00	73,233,868.08	3,332,000.00	77,415,868.08
NM Bank Limited	8,084,000.00	108,810,879.97	6,658,860.00	116,894,879.97	5,324,560.00	123,553,739.97
Sanima Bank Limited	23,498,000.00	315,690,900.00	19,496,000.00	339,188,900.00	15,536,000.00	358,684,900.00
Siddhartha Bank Limited	19,984,500.00	267,157,494.00	16,579,006.00	287,141,994.00	13,210,000.00	303,721,000.00
Cash Credit-Rudi A	22,511,000.00	-	22,511,000.00	-	-	-
Sanima Bank Ltd-OD Rudi A	-	-	-	-	5,295,673.37	-
Bank Loan - Rudi B						
Kumari Bank Limited.	5,192,000.00	72,604,399.51	4,334,000.00	77,796,399.51	2,596,000.00	82,130,399.51
Lumbini Bikash Bank Limited.	4,248,000.00	59,390,914.76	3,546,000.00	63,638,914.76	2,124,000.00	67,184,914.76
NM Bank Limited.	7,174,400.00	100,470,183.99	5,993,765.00	107,644,583.99	3,591,919.00	113,638,348.99
Sanima Bank Limited.	21,605,600.00	302,397,839.58	18,096,200.00	324,003,439.58	11,502,800.00	342,099,639.58
Siddhartha Bank Limited.	12,980,000.00	180,894,624.00	10,835,000.00	193,874,624.00	6,490,000.00	204,709,624.00
Cash Credit-Rudi B	19,499,999.98	-	19,499,999.98	-	-	-
Sanima Bank Ltd-OD Rudi B	-	-	-	-	7,407,263.22	-
Total Nrs.	156,610,999.98	1,564,540,603.89	137,366,830.98	1,679,140,603.89	80,900,215.59	1,774,496,434.89

The loan is secured against registered mortgage and/or registered or unregistered pledge/hypothecation of the entire project (both existing and future). This security covers all project assets including land (both owned and leasehold), buildings, plant and machinery, and all movable and immovable assets situated on the company's land. Additionally, the security extends to all present and future current assets of the project, including any receivables from NEA.

15 Trade Payable (Current And Non-Current)

Particulars	Ashad 31st, 2081		Ashad 31st, 2080		Shrawan 1st, 2079	
	Current	Non-Current	Current	Non-Current	Current	Non-Current
Sundry Creditors	3,650,301.56	-	35,567,769.51	1,301,063.64	28,619,786.31	53,749.84
Total Nrs.	3,650,301.56	-	35,567,769.51	1,301,063.64	28,619,786.31	53,749.84

16 Other Financial

Particulars	Ashad 31st, 2081		Ashad 31st, 2080		Shrawan 1st, 2079	
	Current	Non-Current	Current	Non-Current	Current	Non-Current
Staff Welfare Fund	-	707,609.71	-	663,884.32	-	330,033.99
Retention Payable	-	-	-	4,321,839.53	-	8,139,480.22
Employee benefit payable	-	2,925,145.74	-	4,555,835.90	-	2,832,579.71
Site Payable	-	-	-	-	-	404,922.94
Other payable	-	17,330,385.45	-	27,814,390.29	-	36,804,611.29
Total Nrs.	-	20,963,140.90	-	37,355,950.04	-	48,511,628.15

17 Provision (Current And Non-Current)

Particulars	Ashad 31st, 2081		Ashad 31st, 2080		Shrawan 1st, 2079	
	Current	Non-Current	Current	Non-Current	Current	Non-Current
Provision for Income Tax	38,784.09	-	26,838.37	-	1,875,899.13	-
Provision for Staffs Bonus	1,009,969.10	-	1,317,575.88	-	2,532,195.53	-
Total Nrs.	1,048,753.19	-	1,344,414.25	-	4,408,094.66	-

[Handwritten signatures]

[Handwritten signatures]

[Handwritten signatures]

[Handwritten signatures]



18 Other Liabilities (Current And Non-Current)

Particulars	Ashad 31st, 2081		Ashad 31st, 2080		Shrawan 1st, 2079	
	Current	Non-Current	Current	Non-Current	Current	Non-Current
TDS payable	541,435.83		484,298.43		1,002,067.35	
Dividend payable	1,491,680.52		1,365,813.00		6,878,294.50	
Total Nrs.	2,033,116.35	-	1,850,111.43	-	7,880,361.85	-

Agreed
[Signature]
[Signature]

[Signature]
[Signature]

[Signature]
[Signature]
[Signature]



BINDHYABASINI HYDROPOWER DEVELOPMENT CO. LTD.
NEW BANESHWOR, KATHMANDU, NEPAL
Notes to the Financial Statements as of Ashad End 2081 (15th July, 2024)

19 Revenue		
Particulars	2080-81	2079-80
Rudi A		
Revenue from Sale of Electricity	219,812,442.39	233,726,957.46
Rudi B		
Revenue from Sale of Electricity	145,563,876.68	51,279,965.70
Total Nrs.	365,376,319.07	285,006,923.16
20 Cost Of Sales		
Particulars	2080-81	2079-80
Rudi A		
Installed Capacity Royalty	880,000.00	880,000.00
Revenue Royalty	3,904,447.72	4,674,539.14
Electricity Expenses	24,516.00	-
Rudi B		
Installed Capacity Royalty	660,000.00	660,000.00
Revenue Royalty	3,402,108.84	1,025,599.31
Electricity Expenses	23,976.00	-
Total Nrs.	8,895,048.56	7,240,138.45
21 Other Income		
Particulars	2080-81	2079-80
Rudi A		
Interest on Deposit	145,503.53	94,216.81
Rudi B		
Insurance Claimed Amount (Loss of Profit)	-	66,120,400.00
Insurance Claimed Amount (Maintenance)	-	2,959,900.00
Interest on Deposit	9,632.83	3,137.82
Other Income	159,000.00	10,000.00
Dividend Income	354,619.27	351,329.00
Total Nrs.	668,755.63	69,538,983.63
22 Administrative and Other Operating expenses		
Particulars	2080-81	2079-80
Rudi A		
AGM and Board Meeting Expenses	775,333.32	1,102,003.27
Audit Fee	161,428.57	161,428.57
Charges and Fees	217,600.00	723,891.43
Communication Expenses	94,260.20	147,280.00
Consultancy Expenses	914,066.29	866,529.14
Consumable Goods	353,682.27	249,094.03
CSR Expenses	1,275,725.71	288,971.43
Employee Benefit Expenses	13,714,901.04	10,147,536.46
Festive Expenses	-	-
Fuel & Transportation Expenses	611,134.26	441,497.63
Insurance Expenses	9,278,548.82	8,480,546.99
Kitchen & Guest Expenses	178,013.14	1,128,870.86
Listing Charges	416,643.43	459,332.00
Local Tax Expenses	-	17,339.00
Medical Expenses	13,481.71	10,992.57
Office Rent Expenses	694,141.71	662,788.57
Other Operating Expenses	89,318.28	288,050.55
Printing & Stationery	74,878.09	190,111.11



 The bottom of the page features several handwritten signatures in black ink. On the left, there is a blue circular stamp for 'B. CHACHARYA & CO. Chartered Accountants, Kathmandu'. In the center, there is a circular stamp for 'BINDHYABASINI HYDROPOWER DEVELOPMENT CO. LTD. KATHMANDU, NEPAL' with a small illustration of a dam. To the right, there are more handwritten signatures and a partial stamp.

BINDHYABASINI HYDROPOWER DEVELOPMENT CO. LTD.
NEW BANESHWOR, KATHMANDU, NEPAL

Notes to the Financial Statements as of Ashad End 2081 (15th July, 2024)

24 Related party Transactions

Details of meeting allowances provided to Board of Directors and Key Management Personnel during Financial Year and outstanding balance as of Ashad End 2081 are given below;

Name	Designation	Transaction During the F.Y.		Outstanding Balance	
		Salary and Allowances	Meeting Allowances	Opening	Closing
Sita Acharya	Chairman	2,334,154	65,000	224,250.00	190,254.00
Dil Sundar Shrestha	Director		125,000	140,250.00	106,250.00
Dr. Laxman Poudel	Director		65,000	89,250.00	(55,500.00)
Bishnu Hari Sharma Subedi	Director		60,000	89,250.00	51,000.00
Tam Prasad Gurung	Director		65,000	65,735.00	55,250.00
Indra Devi Gurung	Director		65,000	25,500.00	44,950.00
Sujan Baniya	Director		65,000	38,250.00	55,250.00
Janardan Aryal	Former Secretary	1,062,923	120,000	205,421.00	168,783.00
Krishna Prasad Acharya	Founding Chairman		125,000	140,250.00	106,250.00
Sandeep Acharya	Former Director		45,000	89,250.00	38,250.00
Bharat Bahadur Pandey	Former Director	405,128	115,000	165,250.00	122,752.00
Om Prasad Gurung	Former Director		-	15,200.00	-
Hari Prasad Sharma Kafle	Invited Share Holder		35,000	34,000.00	29,750.00
Total Nrs.		3,802,205	950,000	1,321,856	913,239

[Handwritten signature]
[Handwritten signature]

[Handwritten signature]
[Handwritten signature]

[Handwritten signature]
[Handwritten signature]

[Handwritten signature]
[Handwritten signature]



